

## Fuel Capacity DE38

*Fuel Capacity DE38*

**Note:**

Innage = height of fuel surface above bottom of the tank  
 Ullage = distance between fuel surface and the top of the tank

	Table Ullage provided by Carmine Pizzarello	Innage	Gallons	Gal/Inch	Left
34		1	1.0	1.0	1.3%
33		2	2.0	1.0	2.6%
32		3	3.0	1.0	3.9%
31		4	4.0	1.0	5.3%
30		5	5.0	1.0	6.6%
29		6	6.1	1.0	8.0%
28		7	7.1	1.1	9.4%
27		8	8.2	1.1	10.8%
26		9	9.3	1.1	12.2%
25		10	10.4	1.1	13.7%
24		11	11.5	1.1	15.1%



23




	12	

	12.6	

	1.1	



16.6%



22		
----	--	--

--

--

--






	1.1	



18.1%



21		
----	--	--

--

--

--










19.6%



20		
----	--	--

--

--

--


	15	








21.1%



19




	16	



	1.2	



22.6%



18		
----	--	--

--

--

--


	17	









24.2%



17




	18	









25.7%



16








	1.2	



27.3%



15		
----	--	--

--

--

--










28.9%



14







	1.2	




30.5%



13












32.6%



12		
----	--	--

--

--

--




	26.8	

	2.0	



35.3%




11		
----	--	--

--

--

--


	24	







38.5%




10		
----	--	--

--

--

--










42.3%




9		
---	--	--

9		

--

--











46.5%



8











51.3%



7











56.7%



6		






	4.5	



62.6%



5		


	30	







69.0%



4


	31	
--	----	--







75.9%



3


	32	



	5.7	



83.4%



2		
---	--	--

--

--

--


	33	



	6.1	



91.5%




1		
---	--	--

--

--

--

	34	





	100.0%
--	--------

